

Tub redirectionare pentru canalele de racire

INFO

Tubul de redirectionare WEMA S3560/ ... este o inovatie noua si recent introdusa pe piata. Aceasta ofera o solutie ingenioasa pentru canalele de racire in cazul in care pana in prezent aruncatoarele, suruburile, etc. trebuiau sa fie mutate in pozitii nefavorabile din cauza pericolului de intersectare.

**WEMA este agentul exclusiv
pentru distribuirea acestui produs!**

Caracteristici:

- Economie de spatiu, instalare simpla.
- Unitatea de asamblare consta din rola de redirectionare S3561/ ... si suport tub.
- Potrivit pentru tije aruncatoare si suruburi pana la diametrul de 12 mm.
- Nu are o influenta negativa asupra debitului, corespunde ratei de debit d4.
- Instalare ulterioara usoara a tijelor aruncatoare, a tijelor miezurilor si a suruburilor.

Instructiuni de instalare:

- Toate dimensiunile de instalare date trebuie sa fie indeplinite.
- Tubul de suport poate fi redus in functie de cerintele de proiectare.
- Montarea tubului de redirectionare trebuie sa fie realizata in conformitate cu conditiile de preincarcare.
- Solutii pentru fixarea axiala sunt date de exemplele de instalare ① - ③.
- Varful de retinere a gaurii (118°) trebuie sa fie absolut curat.

Diverting Tube for Cooling Channels

INFO

The WEMA-Diverting tube S3560/ ... is a new innovation and just introduced to the market. It offers an ingenious solution for cooling channels, where, up to now, ejector pins, screws etc. had to be relocated into unfavourable positions, because of the danger of crossing.

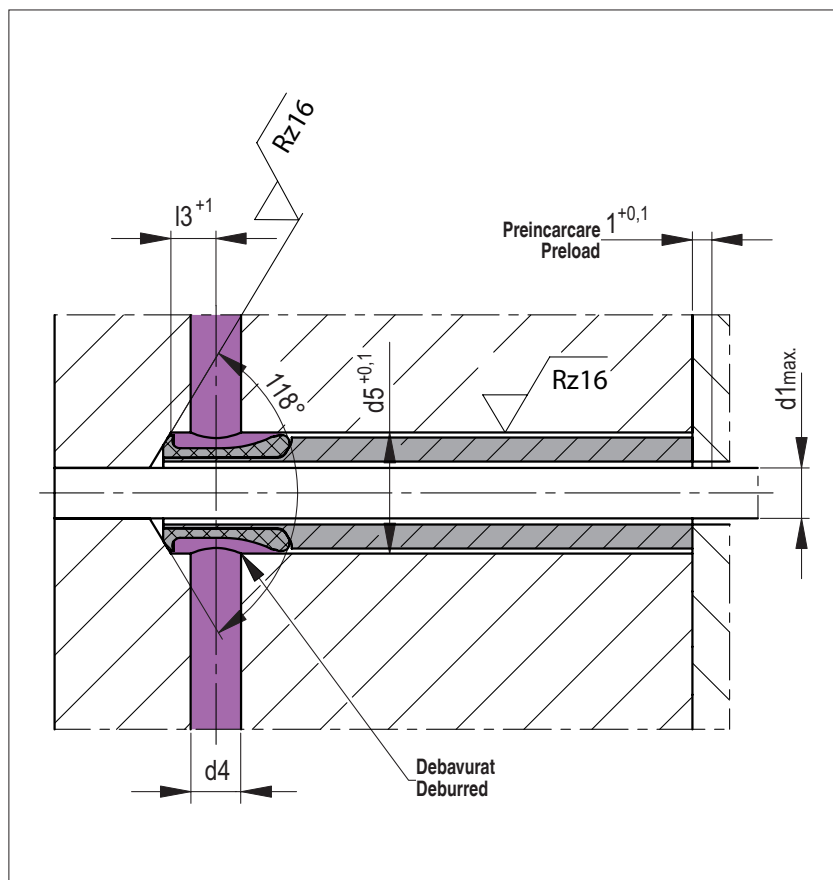
**WEMA is the sole agent
for distributing this product!**

Features:

- Space saving, simple installation.
- Assembly unit consists of diverting reel S3561/ ... and support tube.
- Suitable for ejector pins and screws up to Dia. 12 mm.
- Has no negative influence to the flow rate, corresponds to the flow rate of d4.
- Easy retrofitting of ejector pins, core pins and screws.

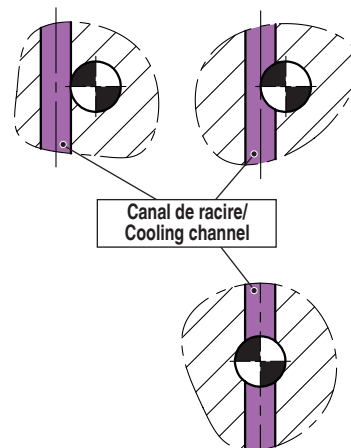
Mounting instructions:

- All given mounting dimensions must be met.
- Support tube can be shortened according to design requirements.
- Mounting of diverting tube must be accomplished under preload conditions.
- Solutions for axial fixing are given by mounting examples ① - ③.
- The tip of the retaining bore (118°) must be absolutely clean.



O deplasare axiala a gaurii transversale nu are nicio influenta pe marginea de etansare.

An axial shifting of the cross hole has no influence on the sealing edge.



d1 max.	d4	d5	l3	Nr. / No.
4	6	9,4	6	S3560/ 4
6,5	8	15,4	8	S3560/ 6,5
12	10	22,4	10	S3560/ 12

Tub redirectionare pentru canalele de racire

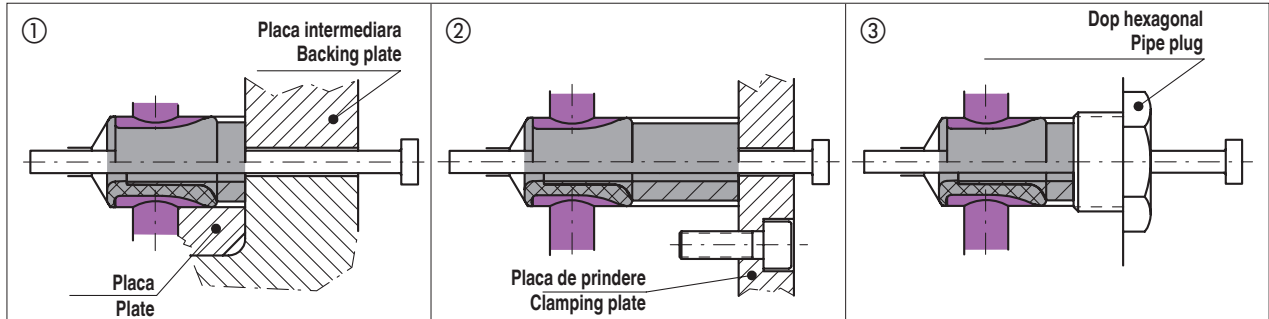
INFO

Diverting Tube for Cooling Channels

INFO

Exemple de montare:

Mounting examples:



Exemple de aplicare:

Application examples:

